

Les sondes électrofaibles dans le spectromètre à muons d'ALICE

Zaida Conesa del Valle
for the ALICE Collaboration

Premières journées QGP France, 3 Juillet 2006



Outline

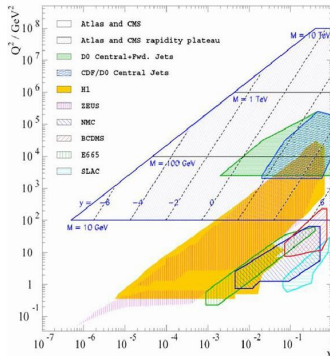
- 1 Introduction
 - Motivations to study W/Z in ALICE
 - The ALICE muon spectrometer
- 2 Single muons at LHC
 - Muon sources
 - Single muon p_T distribution
 - Production mechanisms
- 3 W bosons production
 - Estimated muon statistics
 - Detector response function
 - Novel Signatures
 - Muon charge asymmetry
 - Sensitivity to high p_T muon suppression
- 4 Z bosons preliminary studies



Why should we study W/Z in ALICE ?

Electroweak probes are produced in initial hard collisions.

- They are considered as SM benchmarks. They are suggested as **'standard-candles'** for luminosity measurements, and **improvement of detectors knowledge** ; [hep-ex/0509002](#) ; [hep-ex/0512228](#)
- They will permit to **probe PDFs and nuclear effects at low Bjorken-x range**. For instance, $x \sim (10^{-4} - 10^{-3})$ at $Q^2 \sim m_W^2$, $-4.0 < \eta < -2.5$;
- As they will not interact with the surrounding medium :
 - Their yield will allow to **check the validity of the binary scaling** ;
 - They could be used as a **reference for observing QGP induced effects on other probes**, like high p_T muon suppression.

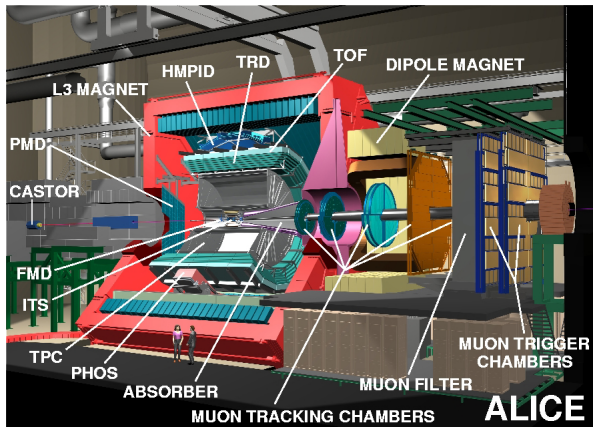


A. Tricoli, [hep-ex/0511020](#)



The ALICE Experiment

- Design goals : measure large multiplicities (up to 8000 charged particles per unit of rapidity) and intermediate interaction rates
- Physics aims : study the QGP in heavy ion collisions



Central barrel :
 $|\eta| < 1$
Muon arm :
 $-4.0 < \eta < -2.5$



Muon sources at LHC

Which are the sources of single muons ?

- Light mesons decays : π, K, \dots

- $\pi^+ \xrightarrow{99.9\%} \mu^+ \nu_\mu ; \dots$
- $K^+ \xrightarrow{63.4\%} \mu^+ \nu_\mu ; \dots$

- Charm decays : $D, c\bar{c}$ mesons

- $D^0 \xrightarrow{6.5\%} \mu^+$ anything ; $D^\pm \xrightarrow{17\%} l^\pm$ anything ; $D_s^\pm \xrightarrow{8\%} l^\pm$ anything ;
- $J/\psi \xrightarrow{5.9\%} \mu^+ \mu^- ; \dots$ Eur.Phys.J.C8, 573('99) : $c \xrightarrow{9.0\%} \mu$ anything

- Beauty decays : $B, b\bar{b}$ mesons

- $B^{0\pm} \xrightarrow{10.7\%} l \nu_l$ anything ; $B^{0\pm} \xrightarrow{24\%} D^\pm$ anything ;
- $B^{0\pm} \xrightarrow{64\%} D^0/\bar{D}^0$ anything ; $B^{0\pm} \xrightarrow{1.1\%} J/\psi$ anything ; \dots
- $\Upsilon \xrightarrow{2.5\%} \mu^+ \mu^- ; \dots$ PDG : $b \xrightarrow{10.7\%} l$ anything

- W / Z decays

- $W^+ \xrightarrow{10.6\%} \mu^+ \nu_\mu ; W^- \xrightarrow{10.6\%} \mu^- \bar{\nu}_\mu ;$
- $Z^0 \xrightarrow{3.4\%} \mu^+ \mu^- ; \dots$

\Rightarrow Muons from W / Z decays have a high p_T , $p_T \sim m_{W/Z}/2$



Muon sources at LHC

Which are the sources of single muons ?

- Light mesons decays : π, K, \dots
 - $\pi^+ \xrightarrow{99.9\%} \mu^+ \nu_\mu ; \dots$
 - $K^+ \xrightarrow{63.4\%} \mu^+ \nu_\mu ; \dots$
- Charm decays : $D, c\bar{c}$ mesons
 - $D^0 \xrightarrow{6.5\%} \mu^+ \text{ anything} ; D^\pm \xrightarrow{17\%} l^\pm \text{ anything} ; D_s^\pm \xrightarrow{8\%} l^\pm \text{ anything} ;$
 - $J/\psi \xrightarrow{5.9\%} \mu^+ \mu^- ; \dots$ Eur.Phys.J.C8, 573('99) : $c \xrightarrow{9.0\%} \mu \text{ anything}$
- Beauty decays : $B, b\bar{b}$ mesons
 - $B^{0\pm} \xrightarrow{10.7\%} l \nu_l \text{ anything} ; B^{0\pm} \xrightarrow{24\%} D^\pm \text{ anything} ;$
 $B^{0\pm} \xrightarrow{64\%} D^0 / \bar{D}^0 \text{ anything} ; B^{0\pm} \xrightarrow{1.1\%} J/\psi \text{ anything} ; \dots$
 - $\Upsilon \xrightarrow{2.5\%} \mu^+ \mu^- ; \dots$ PDG : $b \xrightarrow{10.7\%} l \text{ anything}$
- W / Z decays
 - $W^+ \xrightarrow{10.6\%} \mu^+ \nu_\mu ; W^- \xrightarrow{10.6\%} \mu^- \bar{\nu}_\mu ;$
 - $Z^0 \xrightarrow{3.4\%} \mu^+ \mu^- ; \dots$

⇒ Muons from W / Z decays have a high p_T , $p_T \sim m_{W/Z}/2$



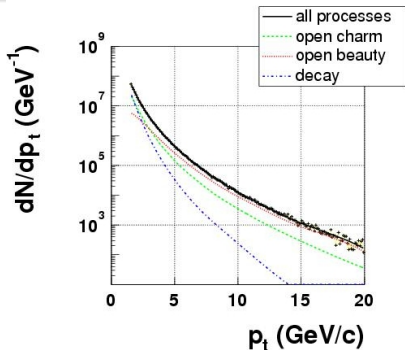
Muon sources at LHC

Which are the sources of single muons ?

- Light mesons decays : π, K, \dots
 - $\pi^+ \xrightarrow{99.9\%} \mu^+ \nu_\mu ; \dots$
 - $K^+ \xrightarrow{63.4\%} \mu^+ \nu_\mu ; \dots$
 - Charm decays : $D, c\bar{c}$ mesons
 - $D^0 \xrightarrow{6.5\%} \mu^+ \text{ anything} ; D^\pm \xrightarrow{17\%} l^\pm \text{ anything} ; D_s^\pm \xrightarrow{8\%} l^\pm \text{ anything} ;$
 - $J/\psi \xrightarrow{5.9\%} \mu^+ \mu^- ; \dots$ Eur.Phys.J.C8, 573('99) : $c \xrightarrow{9.0\%} \mu \text{ anything}$
 - Beauty decays : $B, b\bar{b}$ mesons
 - $B^{0\pm} \xrightarrow{10.7\%} l \nu_l \text{ anything} ; B^{0\pm} \xrightarrow{24\%} D^\pm \text{ anything} ;$
 - $B^{0\pm} \xrightarrow{64\%} D^0 / \bar{D}^0 \text{ anything} ; B^{0\pm} \xrightarrow{1.1\%} J/\psi \text{ anything} ; \dots$
 - $\Upsilon \xrightarrow{2.5\%} \mu^+ \mu^- ; \dots$ PDG : $b \xrightarrow{10.7\%} l \text{ anything}$
 - W / Z decays
 - $W^+ \xrightarrow{10.6\%} \mu^+ \nu_\mu ; W^- \xrightarrow{10.6\%} \mu^- \bar{\nu}_\mu ;$
 - $Z^0 \xrightarrow{3.4\%} \mu^+ \mu^- ; \dots$
- ⇒ Muons from W / Z decays have a high p_T , $p_T \sim m_{W/Z}/2$



Single muon p_T distribution at LHC



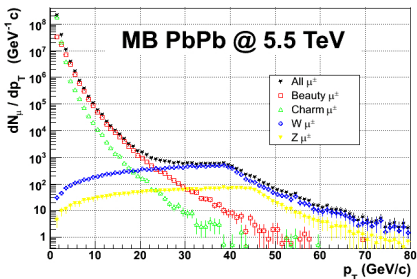
- Light meson decays populate the low p_T region
 At $p_T \sim 2 \text{ GeV}/c$, $N_\mu(c, b) > N_\mu(\text{decays})$
- Open charm and beauty decays spread over a wide p_T domain
 For $p_T > 4 \text{ GeV}/c$, $N_\mu(b) > N_\mu(c)$
- W muonic decays dominate the high p_T region
 For $p_T > 30 \text{ GeV}/c$, $N_\mu(W) > N_\mu(b)$

ALICE Physics Performance Report II (to be published in J.Phys.G : Single muons in 5% CC PbPb coll. for nominal conditions in the spectrometer.

hep-ex/0505021 : PbPb nominal conditions defined as : $\mathcal{L} = 5 \cdot 10^{32} \text{ cm}^{-2}$



Single muon p_T distribution at LHC



Single muons in MB PbPb coll. for nominal conditions in the spectrometer.

- Light meson decays populate the low p_T region
 At $p_T \sim 2$ GeV/c, $N_\mu(c, b) > N_\mu(\text{decays})$
- Open charm and beauty decays spread over a wide p_T domain
 For $p_T > 4$ GeV/c, $N_\mu(b) > N_\mu(c)$
- **W muonic decays dominate the high p_T region**
 For $p_T > 30$ GeV/c, $N_\mu(W) > N_\mu(b)$

High p_T muons can be measured in a nominal LHC run.

Binary scaling has been considered to extrapolate W/Z boson cross-section to number of muons (centrality dependent), as expected for electroweak probes.

hep-ex/0505021 : PbPb nominal conditions defined as : $\mathcal{L} = 5 \cdot 10^{32} \text{ cm}^{-2}$



Production mechanisms

Open charm & beauty

- LO processes :
 - **Gluon fusion**,
 $g g \rightarrow Q \bar{Q}$
 - $q \bar{q}$ annihilation
 $q \bar{q}' \rightarrow Q \bar{Q}$
- HO processes :
 - gluon splitting,
 - flavor excitation,
 - gluon radiation.

⇒ Open charm and beauty are mainly produced by gluon-gluon interactions and W/Z's by quark-antiquark scattering.

⇒ While open charm and beauty are influenced by gluon parton distribution functions (PDFs), W/Z are by quark's.



Production mechanisms

Open charm & beauty

- LO processes :
 - **Gluon fusion**,
 $g g \rightarrow Q\bar{Q}$
 - $q\bar{q}$ annihilation
 $q \bar{q}' \rightarrow Q\bar{Q}$
- HO processes :
 - gluon splitting,
 - flavor excitation,
 - gluon radiation.

W / Z bosons

- LO processes :
 - **$q\bar{q}$ annihilation**
 $q \bar{q}' \rightarrow W^\pm ; \quad q \bar{q} \rightarrow Z$
- HO processes :
 - initial/final state radiation
 $q g \rightarrow W q'$
 $q \bar{q}' \rightarrow W g$
 $q \bar{q}' \rightarrow W \gamma$
 $q \gamma \rightarrow W q'$

⇒ Open charm and beauty are mainly produced by gluon-gluon interactions and W/Z's by quark-antiquark scattering.

⇒ While open charm and beauty are influenced by gluon parton distribution functions (PDFs), W/Z are by quark's.



Production mechanisms

Open charm & beauty

- LO processes :
 - **Gluon fusion**,
 $g g \rightarrow Q\bar{Q}$
 - $q\bar{q}$ annihilation
 $q \bar{q}' \rightarrow Q\bar{Q}$
- HO processes :
 - gluon splitting,
 - flavor excitation,
 - gluon radiation.

W / Z bosons

- LO processes :
 - **$q\bar{q}$ annihilation**
 $q \bar{q}' \rightarrow W^\pm ; \quad q \bar{q} \rightarrow Z$
- HO processes :
 - initial/final state radiation
 $q g \rightarrow W q'$
 $q \bar{q}' \rightarrow W g$
 $q \bar{q}' \rightarrow W \gamma$
 $q \gamma \rightarrow W q'$

- ⇒ Open charm and beauty are mainly produced by gluon-gluon interactions and W/Z's by quark-antiquark scattering.
- ⇒ While open charm and beauty are influenced by gluon parton distribution functions (PDFs), W/Z are by quark's.



Estimated muon yields from W decays

pp @ 14 TeV

- $\sigma_{pp}^W \times BR_{\mu\nu} \approx 20.9 \text{ nb}$
- MS Acceptance :
 $-4.0 < \eta < -2.5$
 $\Rightarrow \sim 14 \% \text{ Acc}$

$\Rightarrow N_\mu \approx 88000 \text{ in the MS Acc.}$

Fraxione, Mangano : hep-ph/0405130

PbPb @ 5.5 TeV

- $\sigma_{NN}^W \times BR_{\mu\nu} \times C_{shad} \approx 6.56 \text{ nb}$
- MS Acceptance :
 $-4.0 < \eta < -2.5$
 $\Rightarrow \sim 10 \% \text{ Acc}$

$\Rightarrow N_\mu \approx 14400 \text{ in the MS Acc.}$

Vogt : Phys.Rev.C64,044901

Pbp @ 8.8 TeV

- $\sigma_{NN}^W \times BR_{\mu\nu} \times C_{shad} \approx 11.3 \text{ nb}$
- MS Acceptance :
 $-4.5 < \eta < -3.0$
 $\Rightarrow \sim 7 \% \text{ Acc}$

$\Rightarrow N_\mu \approx 18000 \text{ in the MS Acc.}$

pPb @ 8.8 TeV

- $\sigma_{NN}^W \times BR_{\mu\nu} \times C_{shad} \approx 11.3 \text{ nb}$
- MS Acceptance :
 $-3.5 < \eta < -2.0$
 $\Rightarrow \sim 17 \% \text{ Acc}$

$\Rightarrow N_\mu \approx 41000 \text{ in the MS Acc.}$

MS Acc. defined as muon spectrometer acceptance.

hep-ex/0505021 : pp (PbPb) [pPb] nominal conditions as : $\mathcal{L} = 3 \cdot 10^{37} (5 \cdot 10^{32}) [10^{35}] \text{ cm}^{-2}$



Estimated muon yields from W decays

pp @ 14 TeV

- $\sigma_{pp}^W \times BR_{\mu\nu} \approx 20.9 \text{ nb}$
- MS Acceptance :
 $-4.0 < \eta < -2.5$
 $\Rightarrow \sim 14 \% \text{ Acc}$

$\Rightarrow N_\mu \approx 88000 \text{ in the MS Acc.}$

Frixione, Mangano : hep-ph/0405130

PbPb @ 5.5 TeV

- $\sigma_{NN}^W \times BR_{\mu\nu} \times C_{shad} \approx 6.56 \text{ nb}$
- MS Acceptance :
 $-4.0 < \eta < -2.5$
 $\Rightarrow \sim 10 \% \text{ Acc}$

$\Rightarrow N_\mu \approx 14400 \text{ in the MS Acc.}$

Vogt : Phys.Rev.C64,044901

Pbp @ 8.8 TeV

- $\sigma_{NN}^W \times BR_{\mu\nu} \times C_{shad} \approx 11.3 \text{ nb}$
- MS Acceptance :
 $-4.5 < \eta < -3.0$
 $\Rightarrow \sim 7 \% \text{ Acc}$

$\Rightarrow N_\mu \approx 18000 \text{ in the MS Acc.}$

pPb @ 8.8 TeV

- $\sigma_{NN}^W \times BR_{\mu\nu} \times C_{shad} \approx 11.3 \text{ nb}$
- MS Acceptance :
 $-3.5 < \eta < -2.0$
 $\Rightarrow \sim 17 \% \text{ Acc}$

$\Rightarrow N_\mu \approx 41000 \text{ in the MS Acc.}$

MS Acc. defined as muon spectrometer acceptance.

hep-ex/0505021 : pp (PbPb) [pPb] nominal conditions as : $\mathcal{L} = 3 \cdot 10^{37} (5 \cdot 10^{32}) [10^{35}] \text{ cm}^{-2}$



Estimated muon yields from W decays

pp @ 14 TeV

- $\sigma_{pp}^W \times BR_{\mu\nu} \approx 20.9 \text{ nb}$
- MS Acceptance :
 $-4.0 < \eta < -2.5$
 $\Rightarrow \sim 14 \% \text{ Acc}$

$\Rightarrow N_\mu \approx 88000 \text{ in the MS Acc.}$

Frixione, Mangano : hep-ph/0405130

PbPb @ 5.5 TeV

- $\sigma_{NN}^W \times BR_{\mu\nu} \times C_{shad} \approx 6.56 \text{ nb}$
- MS Acceptance :
 $-4.0 < \eta < -2.5$
 $\Rightarrow \sim 10 \% \text{ Acc}$

$\Rightarrow N_\mu \approx 14400 \text{ in the MS Acc.}$

Vogt : Phys.Rev.C64,044901

Pbp @ 8.8 TeV

- $\sigma_{NN}^W \times BR_{\mu\nu} \times C_{shad} \approx 11.3 \text{ nb}$
- MS Acceptance :
 $-4.5 < \eta < -3.0$
 $\Rightarrow \sim 7 \% \text{ Acc}$

$\Rightarrow N_\mu \approx 18000 \text{ in the MS Acc.}$

pPb @ 8.8 TeV

- $\sigma_{NN}^W \times BR_{\mu\nu} \times C_{shad} \approx 11.3 \text{ nb}$
- MS Acceptance :
 $-3.5 < \eta < -2.0$
 $\Rightarrow \sim 17 \% \text{ Acc}$

$\Rightarrow N_\mu \approx 41000 \text{ in the MS Acc.}$

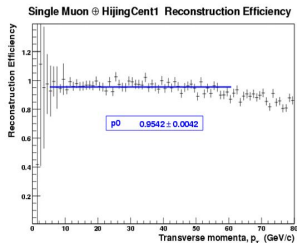
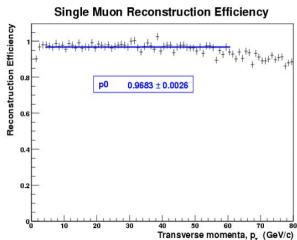
MS Acc. defined as muon spectrometer acceptance.

hep-ex/0505021 : pp (PbPb) [pPb] nominal conditions as : $\mathcal{L} = 3 \cdot 10^{37} (5 \cdot 10^{32}) [10^{35}] \text{ cm}^{-2}$



Muon spectrometer response function

- The muon spectrometer will be able to reconstruct muons up to 1 TeV momenta.
- Single muon reconstruction efficiency in the muon spectrometer has been evaluated to be about 97% in pp collisions, and about 95% in most central PbPb collisions for p_T (5, 60) GeV/c.

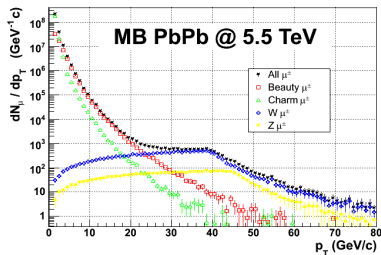
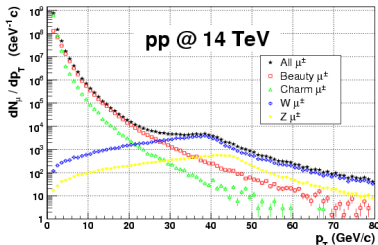


⇒ W bosons can be studied in the muon spectrometer via the single muon p_T distribution.



Muon spectrometer response function

- The muon spectrometer will be able to reconstruct muons up to 1 TeV momenta.
- Single muon reconstruction efficiency in the muon spectrometer has been evaluated to be about 97% in pp collisions, and about 95% in most central PbPb collisions for p_T (5, 60) GeV/c.



⇒ W bosons can be studied in the muon spectrometer via the single muon p_T distribution.



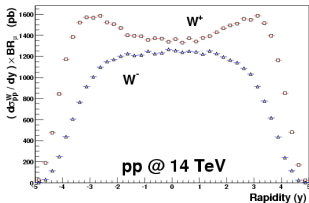
Muon charge asymmetry

W production asymmetry

W's are mainly produced by $q\bar{q}$ annihilation. By charge conservation we observe :

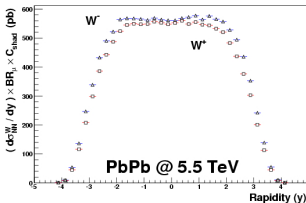
- W^+ is produced by : $u\bar{d}, c\bar{s}, \dots$
- W^- is produced by : $d\bar{u}, s\bar{c}, \dots$

N valence	Run		
	pp	PbPb	pPb
u quarks	2×2	$2 \times (2Z + N)$	$2 + (2Z + N)$
d quarks	2×1	$2 \times (Z + 2N)$	$1 + (Z + 2N)$



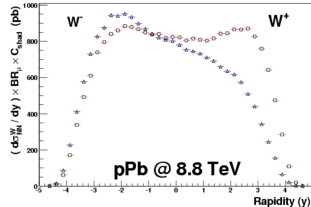
$$N_{W^+} > N_{W^-}$$

At most : $N_u = 2 \cdot N_d$



$$N_{W^+} < N_{W^-}$$

$$N_d = \frac{Z+2N}{2Z+N} N_u = 1.15 N_u$$



$$N_{W^+} > N_{W^-}$$

⇒ Collision isospin ($N_u \neq N_d$) introduces a charge asymmetry on W production.



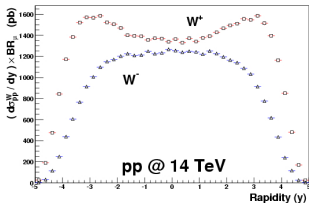
Muon charge asymmetry

W production asymmetry

W's are mainly produced by $q\bar{q}$ annihilation. By charge conservation we observe :

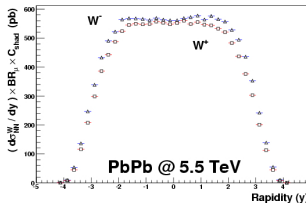
- W^+ is produced by : $u\bar{d}, c\bar{s}, \dots$
- W^- is produced by : $d\bar{u}, s\bar{c}, \dots$

N valence	Run		
	pp	PbPb	pPb
u quarks	2×2	$2 \times (2Z + N)$	$2 + (2Z + N)$
d quarks	2×1	$2 \times (Z + 2N)$	$1 + (Z + 2N)$



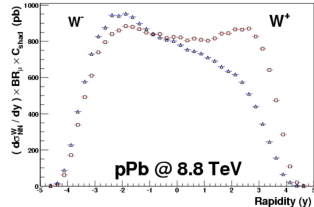
$$N_{W^+} > N_{W^-}$$

At most : $N_u = 2 \cdot N_d$



$$N_{W^+} < N_{W^-}$$

$$N_d = \frac{Z+2N}{2Z+N} N_u = 1.15 N_u$$



$$N_{W^+} > N_{W^-}$$

⇒ Collision isospin ($N_u \neq N_d$) introduces a charge asymmetry on W production.

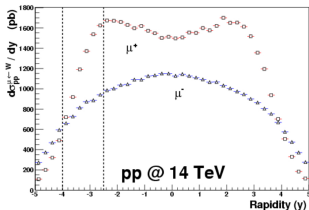


Muon charge asymmetry

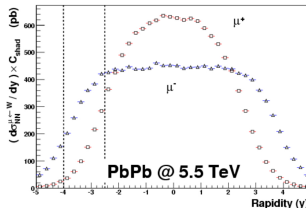
Produced muon charge asymmetry

What about muon from W decays rapidity distribution ?

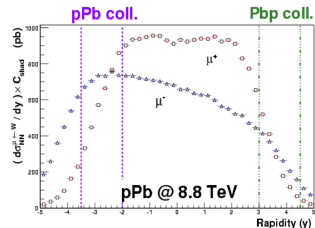
We should bear in mind that in addition to W production charge asymmetry, **parity violation affects muon from W decays rapidity distributions.**



In the MS Acc. : $N_{\mu^+} > N_{\mu^-}$



$N_{\mu^+} < N_{\mu^-}$



$N_{\mu^+} < N_{\mu^-}$

⇒ We can observe the muon charge asymmetry in the muon spectrometer.

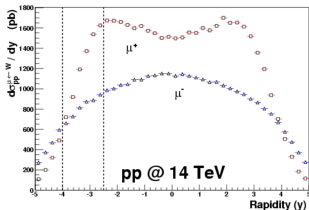


Muon charge asymmetry

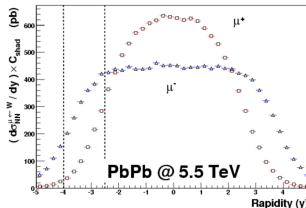
Produced muon charge asymmetry

What about muon from W decays rapidity distribution ?

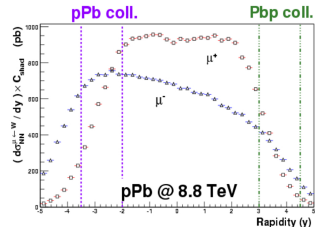
We should bear in mind that in addition to W production charge asymmetry, **parity violation affects muon from W decays rapidity distributions.**



In the MS Acc. : $N_{\mu^+} > N_{\mu^-}$



$N_{\mu^+} < N_{\mu^-}$



$N_{\mu^+} < N_{\mu^-}$

⇒ We can observe the muon charge asymmetry in the muon spectrometer.

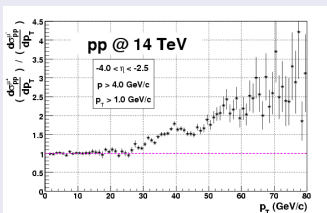


Muon charge asymmetry

Reconstructed muon charge asymmetry

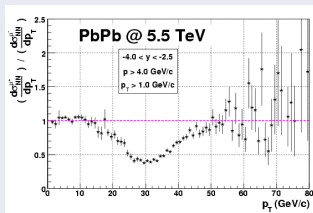
How muon charge asymmetry as a function of p_T will look like ?

pp @ 14 TeV



p_T range	N_{μ^+} / N_{μ^-} (year $^{-1}$)
(15,20) GeV/c	1.03 ± 0.01 (stat)
(35,45) GeV/c	1.58 ± 0.02 (stat)

PbPb @ 5.5 TeV



p_T range	N_{μ^+} / N_{μ^-} (year $^{-1}$)
(15,20) GeV/c	0.89 ± 0.01 (stat)
(35,45) GeV/c	0.61 ± 0.02 (stat)

- ⇒ At high p_T muon charge asymmetry can be used to recognize W's production.
- ⇒ Muon charge asymmetry varies with the colliding system.

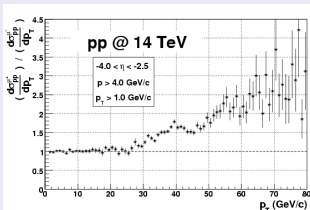


Muon charge asymmetry

Reconstructed muon charge asymmetry

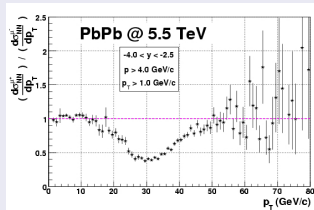
How muon charge asymmetry as a function of p_T will look like ?

pp @ 14 TeV



p_T range	N_{μ^+} / N_{μ^-} (year $^{-1}$)
(15,20) GeV/c	1.03 ± 0.01 (stat)
(35,45) GeV/c	1.58 ± 0.02 (stat)

PbPb @ 5.5 TeV



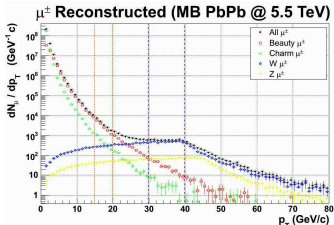
p_T range	N_{μ^+} / N_{μ^-} (year $^{-1}$)
(15,20) GeV/c	0.89 ± 0.01 (stat)
(35,45) GeV/c	0.61 ± 0.02 (stat)

- ⇒ At high p_T muon charge asymmetry can be used to recognize W's production.
- ⇒ Muon charge asymmetry varies with the colliding system.



Sensitivity to high p_T muon suppression

What can single muon spectra tell us about high p_T μ^\pm suppression ?



- Low p_T region is dominated by beauty and charm decays.
 W/Z decays govern the high p_T domain.
- W/Z bosons are electroweak probes produced in initial hard collisions.

	b, c decays	W / Z decays
Initial state effects	gluon shadowing	quark shadowing
Final state effects	medium effects (energy loss, ...)	nothing
p_T^μ domain [GeV/c]	(15,20)	(30,40)

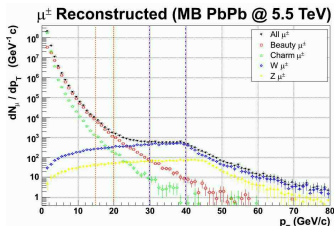
We can define \mathcal{S} as a high p_T muon suppression sensitivity parameter, and any deviation to theoretical calculations should point to medium induced effects.

$$\mathcal{S} = \frac{N_{15-20}^\mu}{N_{30-40}^\mu} \approx 4.7 \text{ in absence of quenching for PbPb collisions.}$$



Sensitivity to high p_T muon suppression

What can single muon spectra tell us about high p_T μ^\pm suppression ?



- Low p_T region is dominated by beauty and charm decays.
- W/Z decays govern the high p_T domain.
- W/Z bosons are electroweak probes produced in initial hard collisions.

	b, c decays	W / Z decays
Initial state effects	gluon shadowing	quark shadowing
Final state effects	medium effects (energy loss, ...)	nothing
p_T^μ domain [GeV/c]	(15,20)	(30,40)

We can define \mathcal{S} as a high p_T muon suppression sensitivity parameter, and any deviation to theoretical calculations should point to medium induced effects.

$$\mathcal{S} = \frac{N_{15-20}^\mu}{N_{30-40}^\mu} \approx 4.7 \text{ in absence of quenching for PbPb collisions.}$$



Outlook : Z bosons preliminary studies

pp @ 14 TeV

- $\sigma_{pp}^Z \times BR_{\mu^+\mu^-} \approx 1.9 \text{ nb}$
- MS Acceptance $\Rightarrow \sim 4.5 \%$ Acc

$\Rightarrow \approx 2500$ pairs in the MS Acc.

Cooper-Sarkar : hep-ex/0512228

PbPb @ 5.5 TeV

- $\sigma_{NN}^Z \times BR_{\mu^+\mu^-} \times C_{shad} \approx 0.62 \text{ nb}$
- MS Acceptance $\Rightarrow \sim 1.7 \%$ Acc

$\Rightarrow \approx 230$ pairs in the MS Acc.

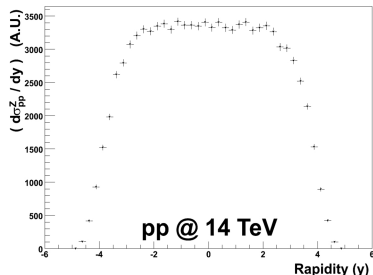
Vogt : Phys.Rev.C64,044901

ArAr @ 6.3 TeV

- $\sigma_{NN}^Z \times BR_{\mu^+\mu^-} \times C_{shad} \approx 0.76 \text{ nb}$
- MS Acceptance : $\Rightarrow \sim 2.3 \%$ Acc

$\Rightarrow \approx 2400$ pairs in the MS Acc.

N. Blusseau, Master student



\Rightarrow Z bosons can be studied in the muon spectrometer in pp and ArAr collisions.

hep-ex/0505021 : pp (PbPb) [ArAr] nominal conditions defined as :
 $\mathcal{L} = 3 \cdot 10^{37} (5 \cdot 10^{32}) [10^{35}] \text{ cm}^{-2}$



Summary

- W bosons **can be observed** in the ALICE muon spectrometer via the single muon p_T distribution.
- Z bosons can also be studied in the spectrometer in pp and ArAr collisions via invariant mass analysis.
- W/Z are considered as **'standard-candles'** for **luminosity measurements and improvement of the detectors knowledge**.
- They will allow to **probe PDFs and nuclear modification effects** at $Q^2 \sim m_{W/Z}^2$, $-4.0 < \eta < -2.5$, a kinematic domain not explored by ATLAS/CMS.
- **Muon charge asymmetry is a reliable signature** of W production.
- Single muons from W/Z decays can be used as a **reference to study medium induced effects** (high p_T muon suppression).

But ...systematic uncertainties on these estimations have not been evaluated.



Summary

- W bosons **can be observed** in the ALICE muon spectrometer via the single muon p_T distribution.
- Z bosons can also be studied in the spectrometer in pp and ArAr collisions via invariant mass analysis.
- W/Z are considered as 'standard-candles' for luminosity measurements and improvement of the detectors knowledge.
- They will allow to probe PDFs and nuclear modification effects at $Q^2 \sim m_{W/Z}^2$, $-4.0 < \eta < -2.5$, a kinematic domain not explored by ATLAS/CMS.
- Muon charge asymmetry is a reliable signature of W production.
- Single muons from W/Z decays can be used as a reference to study medium induced effects (high p_T muon suppression).

But . . .systematic uncertainties on these estimations have not been evaluated.



Summary

- W bosons **can be observed** in the ALICE muon spectrometer via the single muon p_T distribution.
- Z bosons can also be studied in the spectrometer in pp and ArAr collisions via invariant mass analysis.
- W/Z are considered as 'standard-candles' for luminosity measurements and improvement of the detectors knowledge.
- They will allow to probe PDFs and nuclear modification effects at $Q^2 \sim m_{W/Z}^2$, $-4.0 < \eta < -2.5$, a kinematic domain not explored by ATLAS/CMS.
- Muon charge asymmetry is a reliable signature of W production.
- Single muons from W/Z decays can be used as a reference to study medium induced effects (high p_T muon suppression).

But . . .systematic uncertainties on these estimations have not been evaluated.



Summary

- W bosons **can be observed** in the ALICE muon spectrometer via the single muon p_T distribution.
- Z bosons can also be studied in the spectrometer in pp and ArAr collisions via invariant mass analysis.
- W/Z are considered as **'standard-candles' for luminosity measurements and improvement of the detectors knowledge**.
- They will allow to **probe PDFs and nuclear modification effects** at $Q^2 \sim m_{W/Z}^2$, $-4.0 < \eta < -2.5$, a kinematic domain not explored by ATLAS/CMS.
- **Muon charge asymmetry is a reliable signature** of W production.
- Single muons from W/Z decays can be used as a **reference to study medium induced effects** (high p_T muon suppression).

But ...systematic uncertainties on these estimations have not been evaluated.



Summary

- W bosons **can be observed** in the ALICE muon spectrometer via the single muon p_T distribution.
- Z bosons can also be studied in the spectrometer in pp and ArAr collisions via invariant mass analysis.
- W/Z are considered as **'standard-candles' for luminosity measurements and improvement of the detectors knowledge**.
- They will allow to **probe PDFs and nuclear modification effects** at $Q^2 \sim m_{W/Z}^2$, $-4.0 < \eta < -2.5$, a kinematic domain not explored by ATLAS/CMS.
- **Muon charge asymmetry is a reliable signature** of W production.
- Single muons from W/Z decays can be used as a **reference to study medium induced effects** (high p_T muon suppression).

But ...systematic uncertainties on these estimations have not been evaluated.



Summary

- W bosons **can be observed** in the ALICE muon spectrometer via the single muon p_T distribution.
- Z bosons can also be studied in the spectrometer in pp and ArAr collisions via invariant mass analysis.
- W/Z are considered as **'standard-candles' for luminosity measurements and improvement of the detectors knowledge**.
- They will allow to **probe PDFs and nuclear modification effects** at $Q^2 \sim m_{W/Z}^2$, $-4.0 < \eta < -2.5$, a kinematic domain not explored by ATLAS/CMS.
- **Muon charge asymmetry is a reliable signature** of W production.
- Single muons from W/Z decays can be used as a **reference to study medium induced effects** (high p_T muon suppression).

But ...systematic uncertainties on these estimations have not been evaluated.



Summary

- W bosons **can be observed** in the ALICE muon spectrometer via the single muon p_T distribution.
- Z bosons can also be studied in the spectrometer in pp and ArAr collisions via invariant mass analysis.
- W/Z are considered as **'standard-candles' for luminosity measurements and improvement of the detectors knowledge**.
- They will allow to **probe PDFs and nuclear modification effects** at $Q^2 \sim m_{W/Z}^2$, $-4.0 < \eta < -2.5$, a kinematic domain not explored by ATLAS/CMS.
- **Muon charge asymmetry is a reliable signature** of W production.
- Single muons from W/Z decays can be used as a **reference to study medium induced effects** (high p_T muon suppression).

But ...systematic uncertainties on these estimations have not been evaluated.



Summary

- W bosons **can be observed** in the ALICE muon spectrometer via the single muon p_T distribution.
- Z bosons can also be studied in the spectrometer in pp and ArAr collisions via invariant mass analysis.
- W/Z are considered as **'standard-candles' for luminosity measurements and improvement of the detectors knowledge**.
- They will allow to **probe PDFs and nuclear modification effects** at $Q^2 \sim m_{W/Z}^2$, $-4.0 < \eta < -2.5$, a kinematic domain not explored by ATLAS/CMS.
- **Muon charge asymmetry is a reliable signature** of W production.
- Single muons from W/Z decays can be used as a **reference to study medium induced effects** (high p_T muon suppression).

But . . .systematic uncertainties on these estimations have not been evaluated.



For further information



Torbjörn Sjöstrand and others

PYTHIA 6.2 Physics and Manual, hep-ph/0108264 (2002)

<http://www.thep.lu.se/~forbjorn/Pythia.html>



Carminati, F. et al (ALICE Coll.)

ALICE : Physics performance report, volume I

J. Phys. G30 (2001), 1517-1763



Alessandro et al (ALICE Coll.)

ALICE : Physics performance report, volume II

to be published in J. Phys. G



S. Frixione and M. L. Mangano

How accurately can we measure the W cross section ?

hep-ph/0405130v1 (2004)



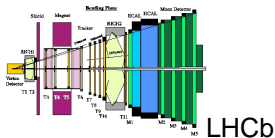
R. Vogt

Shadowing Effects on Vector Boson Production


Phys. Rev. C64,044901 (2001), hep-ph/0011242




LHC Experiments and running conditions at point 2




LHCb



CMS



LHC at CERN



ATLAS

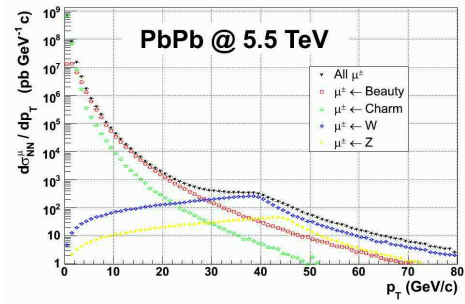
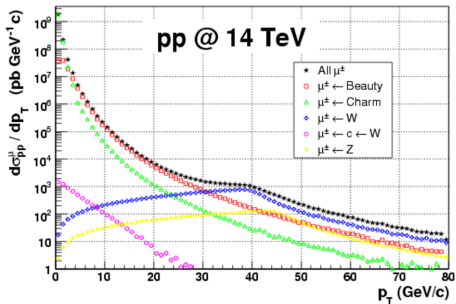


ALICE

parameter \ Run	Run			
	pp Run1 (end 07)	pp nominal (08)	PbPb nominal (end 08)	pPb nominal (first 10-years)
$\sqrt{s_{NN}}$ [TeV]	14	14	5.5	8.8
$\langle \mathcal{L} \rangle$ [$\text{cm}^{-2}\text{s}^{-1}$]	10^{30}	$3 \cdot 10^{30}$	$5 \cdot 10^{26}$	10^{29}
Rate [s^{-1}]	$5.7 \cdot 10^4$	$2 \cdot 10^5$	$8 \cdot 10^3$	—
Runtime [s]	$6 \cdot 10^5$	10^7	10^6	10^6



Muon generated p_T distribution in 4π

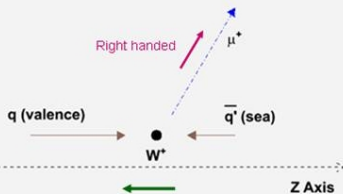


Plain explanation of polarization effect on μ^\pm shapes I

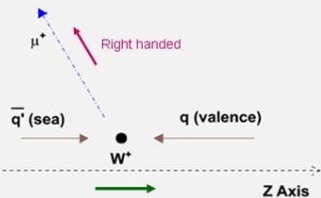
➤ For μ^+ production

We could expect muons to be most probably produced in the valence quark movement direction (P conservation). Let's see...

a) Case " $J_z = -1$ ":



b) Case " $J_z = +1$ ":



Due to total angular momentum conservation (J), it does not seem very probable to create μ^+ in this direction (high-rapidity).
So, their angular orientation should be given by "conservation laws compromise".

Then, μ^+ are most probably produced at mid-rapidity!

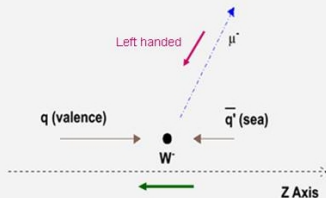


Plain explanation of polarization effect on μ^\pm shapes II

➤ For μ^- production

As for the μ^+ case, we could expect muons to be most probably produced in the valence quark movement direction (P conservation). Let's see...

a) Case " $J_z = -1$ ":



In this case, there's no "opposition" between P and J conservation laws. High rapidity production seems to be really plausible!

Then, μ^- could be produced at high-rapidity!

