

Coming to Chartres

Most of you will arrive to Paris from the **Paris Charles de Gaulle Airport** or from the **Paris Gare de Lyon train station**. In both cases, you will need to go to the **Paris Montparnasse train station** to take the train to Chartres. This is a direct train.

From Charles de Gaulle Airport, there is also a possibility for direct connection by taxi. The cost is about 150 € (about 10 times more than by train), a company, used to work with US people in particular, is:

Chartres Radio Taxe

(Isabelle)

Tel : 02 37 21 91 62 (or +33 2 37 21 91 62 from outside France)

Fax : 02 37 21 61 43 (or +33 2 37 21 61 43 from outside France)

1) Reaching Paris-Montparnasse Train Station:

- **From Paris Charles de Gaulle Airport:**

- You will have to take the [RER, line B, to Paris](#). For this, you need to buy a ticket to Paris, it costs about 3 €, this ticket will be valid all inside Paris, up to Paris-Montparnasse.
- Take RER, line B. All trains will stop inside Paris at all stations. Exit the train (but not the station !) at the **Denfert-Rochereau station**, for your connection. It takes about 45' from Charles de Gaulle Airport to reach Denfert-Rochereau.
- At Denfert-Rochereau, move towards the back of the platform to take the [metro, line 6, direction "Charles de Gaulle Etoile"](#) (yes, another "Charles de Gaulle" station, but not the airport one here !). **Exit three stations later, at Montparnasse-Bienvenüe.**
- Note that the metro line 4 also goes to Montparnasse from Denfert Rochereau, but you have to do a *long walk in many corridors*, when arriving to Montparnasse with this line. So I do recommend using line 6, for which the walk is minimal.

- **From Paris Gare de Lyon Train Station:**

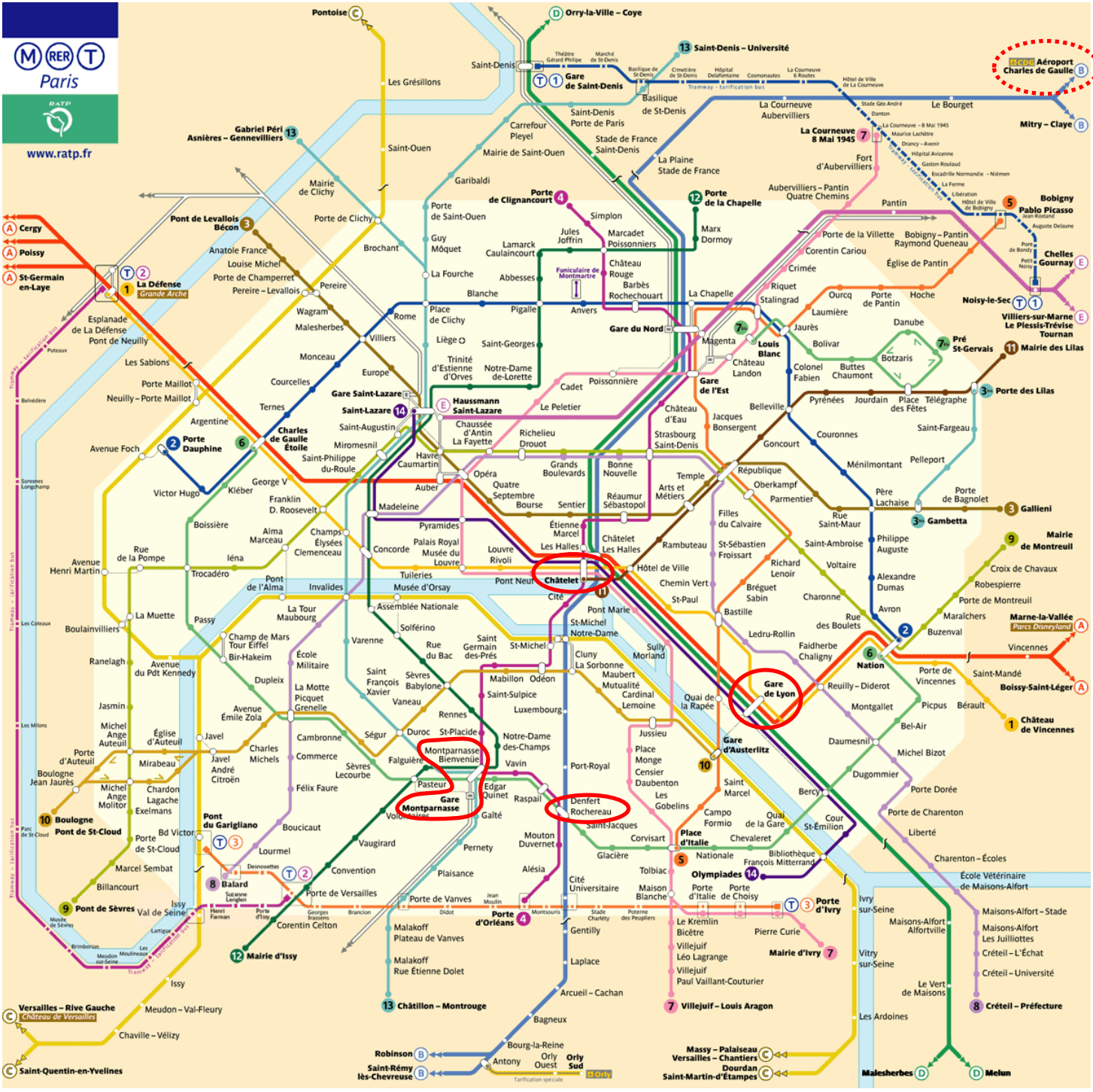
- You will need a metro ticket, so-called "ticket t", this is a standard one. This ticket will be valid all inside Paris, up to Paris-Montparnasse.
- Take the [metro, line 14, direction "Saint Lazare"](#), and exit the metro (not the station !) just one station later, at the **Chatelet metro station**, for your connection.
- At Chatelet station, you will take the **metro, line 4**. *Please watch for this line 4 on the signs while on the platform after having exited from the metro*, to go to the right exit.

- Take the metro, line 4, direction "Porte d'Orléans" and exit at Montparnasse-Bienvenüe.
- You will have then *a long walk, in many corridors*, to arrive to Montparnasse train station.
 - An alternative way to avoid this long walk, but with one more connection is to take RER, line B, at Chatelet, south direction ("Robinson" or "Saint Remy les Chevreuses") and to change at Denfert-Rochereau.
 - While at Denfert-Rochereau, follow the instructions for the case of "From Paris Charles de Gaulle Airport", above.

When exiting from the metro at Montparnasse-Bienvenüe, watch for the "Grandes Lignes" or "Trains SNCF" directions, and follow the signs. These signs look like as shown below, in the green rectangle:



On the map below are underlined the stations mentioned above. The Charles de Gaulle airport one is however not visible, as too far. More details can be found on the RATP web site, with, in particular an interactive map at <http://www.ratp.fr/plan-interactif/>.



2) In Paris-Montparnasse Train Station

The Paris-Montparnasse is a rather big station, with several levels. You will have to go to the top level of the station, where trains to far Paris leave from. At this level you will buy your train ticket to Chartres. It costs about 13 € for a one way ticket. These trains are the “TER Centre” ones. You don’t need (and can’t do anyway) seat reservation for these trains.

Take the two escalators, to go to the last level of the station. When arriving to the top, the station looks like:



There is a big sign, with departure train information. On this picture, are shown typical train lines going to Chartres: “Le Mans via Chartres” (third line) or directly “Chartres” (sixth line). You note also the information on the platform number.

All trains to Chartres are direct (you don’t have connection... except in very special cases). It takes between 1h (for example with the “Le Mans via Chartres”) to 1h15 (for example with the “Chartres” one above), depending on the number of stops the train does.

You can buy a ticket with credit card at the yellow machines, or you can go to the counters, not visible on above picture, but on the left of the view shown. According to some travelers' experience, not all non-European credit cards are accepted, so please foresee some backup payment possibility by cash. At the end of these notes are written in French requests for buying tickets that you could show at the counters, in case the person does not speak English (English speaking has quite improved in France, but still with some way to go).

Then do not forget to timestamp your ticket at the small yellow machines before embarking in the train:



Train Timetables can be obtained from the [SNCF / Ter Centre web site](#), but the site is only in French... You will find some selected timetables at the following locations, for:

- [Paris → Chartres, Sunday 9th of September](#)
- [Paris → Chartres, Monday 10th of September](#)
- [Chartres → Paris, Friday 14th of September](#)
- [Chartres → Paris, Saturday 15th of September](#)
- [Chartres → Paris, Sunday 16th of September](#)

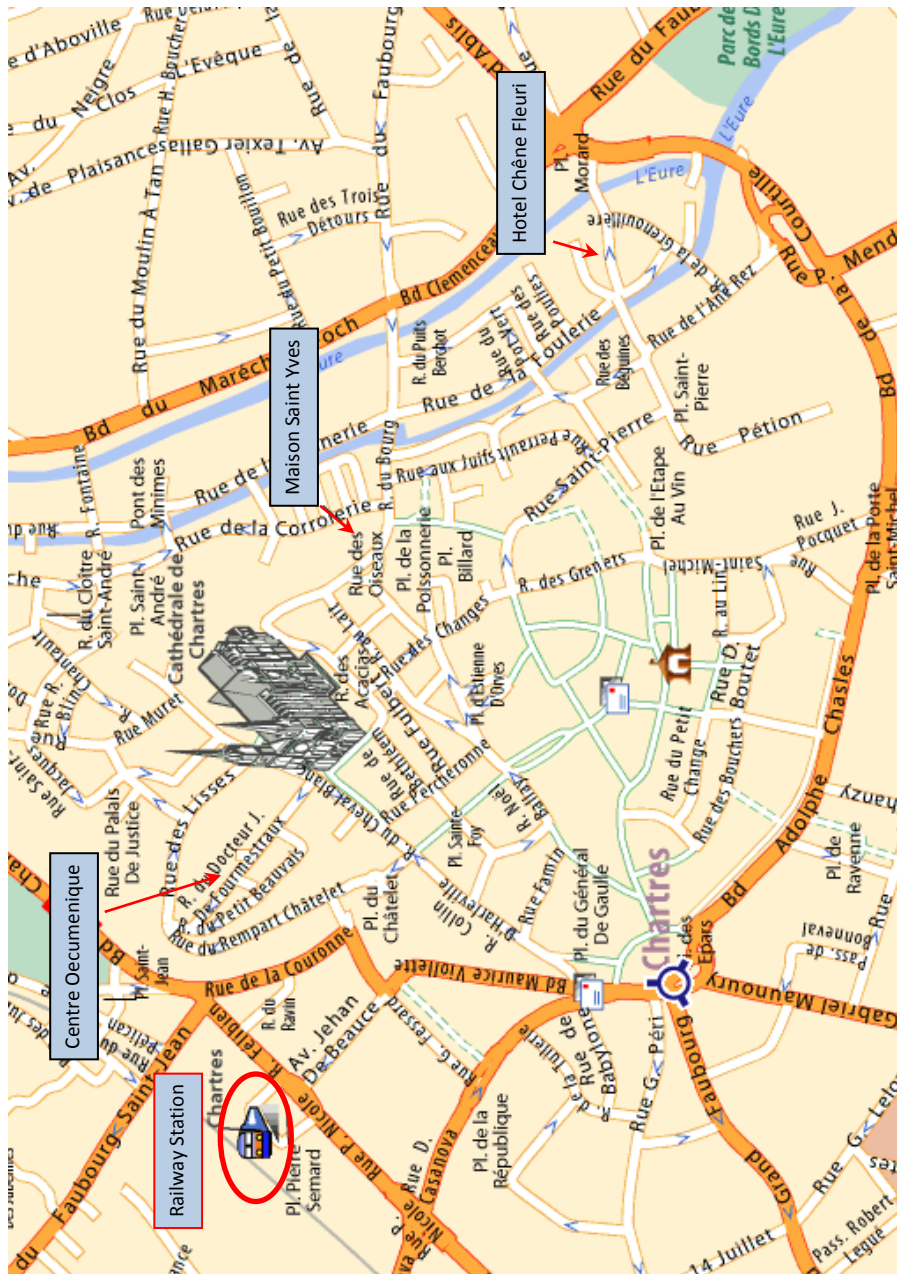
In case you would need another one, please ask to geant4-CM2012@lir.in2p3.fr .

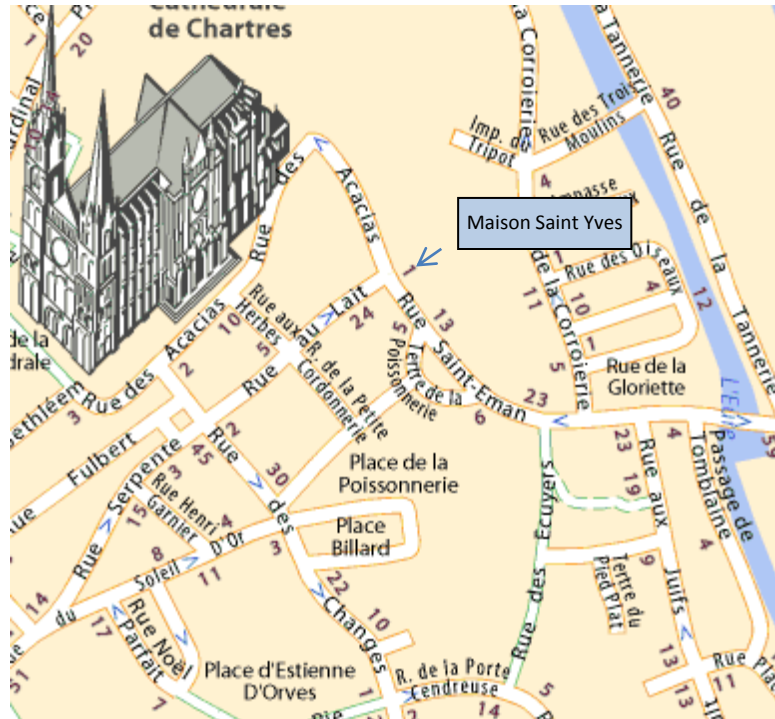
3) Arriving to Chartres

Below are addresses of Maison Saint Yves, Centre Oecumenique and Chêne Fleuri:

Hôtellerie St Yves 1 rue St-Éman 28000 Chartres Tel : 02 37 88 37 40	Centre Œcuménique de Chartres 13 rue du Dr de Fourmestraux 28000 Chartres Tel : 02 37 18 32 24	Le Chêne Fleuri 14 rue de la Porte Morard 28000 Chartres Tel : 02 37 35 25 70
---	---	--

The first map below shows the respective location of the railway station and above addresses, the second one is a zoom on the Maison Saint area.





The Maison Saint Yves reception is open up to 20:00 on Sunday. Getting your keys is anyway still possible after this time. To facilitate thing, if you plan to arrive before 14:00 or after 20:00, please let us know. The reception for the Centre Oecumenique is the same.

We will try to organize things and help you on your arrival. We will communicate further instructions on this later on.

French writing for asking train tickets to Chartres or Paris. We assume 2nd class tickets.

You can show the appropriate sentence at the counter.

One way ticket to Chartres:

Bonjour, je voudrais un aller simple pour Chartres, en 2^{ème} classe, s'il vous plait.

One way ticket to Paris:

Bonjour, je voudrais un aller simple pour Paris, en 2^{ème} classe, s'il vous plait.

One round trip ticket :

Bonjour, je voudrais un aller-retour Chartres en 2^{ème} classe, s'il vous plait.

Two one way tickets to Chartres:

Bonjour, je voudrais deux allers simples pour Chartres, en 2^{ème} classe, s'il vous plait.

Two one way tickets to Paris:

Bonjour, je voudrais deux allers simples pour Paris, en 2^{ème} classe, s'il vous plait.

Two round trip tickets:

Bonjour, je voudrais deux aller-retours Chartres en 2^{ème} classe, s'il vous plait.